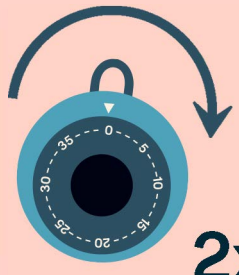
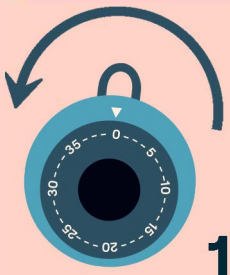



How to open a combination lock

Fill in the blanks below, cut out this cheat sheet, and keep it somewhere handy – like the inside cover of your planner.

		Combination lock
The combination for your lock	→	___ _ _
1st number in your combination	→	<p>1. Turn the dial 2 full turns to the right, so you pass "0" twice.</p> <p>Stop when ___ lines up with the triangle at the top of the lock.</p>  <p>2x</p>
2nd number in your combination	→	<p>2. Turn the dial 1 full turn to the left past the first number in your combination.</p> <p>Stop when ___ lines up with the triangle.</p>  <p>1x</p>
3rd number in your combination	→	<p>3. Turn the dial to the right.</p> <p>Stop when ___ lines up with the triangle. Pull down to open the lock.</p> 
If the lock doesn't open after step 3, go back to step 1 and try again. Still stuck? Ask a teacher or a custodian for help.		

Cut out on the dotted line 